

LEATHERWOOD

RUGH RIDGE

BUSH HOLLOW

REED SCHOOLHOUSE

GISTS CREEK

Tourist Commercial





Low Density Residential

Tourist Commercial

1 inch = 575 feet

0 287.5 575 1,150 Feet

Legend

-  City Zoning
-  Proposed Zoning
-  Parcels
-  Road Centerlines